

Interior installation

System lights



LED compact system light in 24 V (DC) version

- Max. EMC compatibility
- Protected, as it operates within the safety extra-low voltage range
- Door operated switch connection supported
- Integral through-wiring
- Vertically hinged light cone

Material:

- Light body: Extruded aluminium
- Light cover: Polycarbonate (halogen-free)
- Light ends: PC-ABS

Colour:

- Similar to RAL 7035

Protection category IP to IEC 60 529:

- IP 20

Supply includes:

- LED compact system light with clip and screw mounting kits, assembly parts

Model No.	4140.810	4140.820	4140.830	4140.840
Rated voltage	24 V (DC) (±10%)			
Number of LEDs	10	20	30	40
Protection category	III (SELV)			
Width (B1) mm	230	330	430	530
Mounting distance CLIP (B2) mm	175	275	375	475
Mounting distance, screw attachment (B3) mm	250	350	450	550
Rated current A ¹⁾	0.04	0.08	0.12	0.16
Switches	Integral on/off/door-operated switch mode			

¹⁾ Maximum buying up to a total rated current strength of 2 amps



Also required:

- LED connection cable, see page 757 or
- Door-operated switch with LED connection cable, see page 757

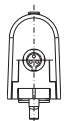
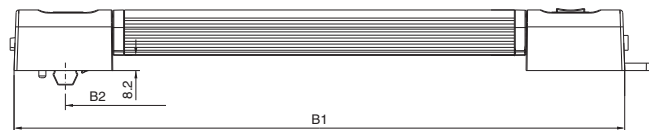
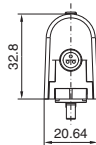
Note:

- Only intended for use in enclosures and sealed cases!
- When using on customer-supplied power packs, it is important to obtain the requisite approvals depending on the application



Accessories:

- Mounting kit magnet for LED compact system light, see page 754
- Door-operated switch with LED connection cable, see page 757
- LED connection cable, see page 757
- Adaptor power pack, see page 757



Connection accessories for LED compact system light

Connection cable		Length mm	Packs of	Model No.
1	LED connection cable	3000	1 pc(s).	4315.800
Door-operated switch		Length mm	Packs of	Model No.
2	With LED connection cable	3000	1 pc(s).	4315.810
3	With LED interconnecting cable	1000	1 pc(s).	4315.820
Interconnecting cable		Length mm	Packs of	Model No.
4	LED interconnecting cable	600	1 pc(s).	4315.830
		1000	1 pc(s).	4315.840
		3000	1 pc(s).	4315.850
Adaptor power pack		Technical specifications	Packs of	Model No.
5	Adaptor power pack	100 – 230 V/24 V (DC), 1 A	1 pc(s).	4315.860

Layout diagram for LED compact system light 24 V (DC):

- 1 Connection cable
- 2 Door-operated switch with LED connection cable (open end/cable bush)
- 3 Door-operated switch with LED interconnecting cable
- 4 LED interconnecting cable for through-wiring

