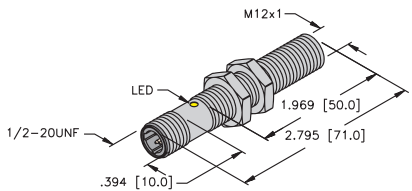
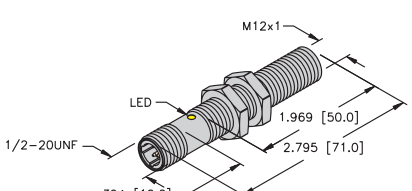
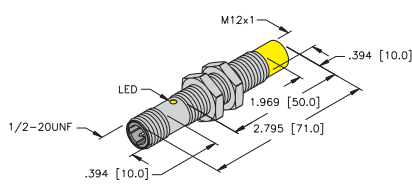
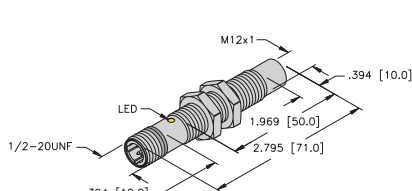


Inductive Sensors



Housing Style	Part Number	ID Number	Features	Sensing Range (mm)	Output	
12 mm - Embeddable, <i>microfast</i>® Connection 	Bi 2-G12-ADZ32X-B3131	T4205001		2	2-Wire AC/DC Short-circuit Protected	
	Bi 2U-G12-ADZ32X-B3131	M4281005	<i>Uprox</i>	2		
	Bi 4-G12-ADZ32X-B3131	T4205031	<i>Ext. Range</i>	4		
		Bi 2-G12-AZ33X-B3131	T1304032		2	2-Wire AC/DC
12 mm - Embeddable, <i>microfast</i> Connection, Teflon Coated 	Bi 2-GT12H-ADZ32X-B3131/S34	T4205093	<i>WFI</i>	2	2-Wire AC/DC Short-circuit Protected	
	Bi 2-GT12H-ADZ32X-B3131/S34/S1589	T4205096	<i>WFI/weldguard</i> ®	2		
	Bi 2-GT12-ADZ32X-B3131/S34	T4205005	<i>WFI</i>	2		
	Bi 2U-GT12-ADZ32X-B3131	M4281015	<i>Uprox</i>	2		
		Bi 4-GT12H-ADZ32X-B3131	T4205097	<i>Stoneface</i>	4	2-Wire AC/DC
		Bi 4-GT12H-ADZ32X-B3131/S1589	T4205087	<i>weldguard</i>	4	
12 mm - Nonembeddable, <i>microfast</i> Connection 	Ni 4-G12-ADZ32X-B3131	T4205201		4	2-Wire AC/DC Short-circuit Protected	
	Ni 8-G12-ADZ32X-B3131	M4205401	<i>Ext. Range</i>	8		
	Ni 8U-G12-ADZ32X-B3131	M4281105	<i>Ext. Range, Uprox</i>	8		
		Ni 4-G12-AZ33X-B3131	T1304232		4	2-Wire AC/DC
12 mm - Nonembeddable, <i>microfast</i> Connection, Teflon Coated 	Ni 4-GT12-ADZ32X-B3131/S34	T4205205	<i>WFI</i>	4	2-Wire AC/DC	
	Ni 4-GT12-AZ33X-B3131/S34	T1304292	<i>WFI</i>	4		
	Ni 4-GT12H-ADZ32X-B3131/S34/S1589	T4205293	<i>weldguard</i>	4		
	Ni 8-GT12H-ADZ32X-B3131/S1589	T4205480-1	<i>weldguard</i>	8		
	Ni 8U-GT12-ADZ32X-B3131	M4281115	<i>Uprox</i>	8		

For detailed sensor specifications see Section M.
Normally Closed versions available upon request, consult factory.

Courtesy of Steven Engineering, Inc.-230 Ryan Way, South San Francisco, CA 94080-6370-Main Office: (650) 588-9200-Outside Local Area: (800) 258-9200-www.stevenengineering.com



Voltage	Switching Freq. (Hz)	Operating Current (mA)	Operating Temp. (°C)	Protection	Housing	Face	Power LED	Output LED	Mating Cordset	Wiring Diagram #	Wiring Diagrams
20-250 VAC 10-300 VDC	20	≤100	-25 to +70	IP 67	CPB	PA 12	N/A	YE	KB 3T-*	1	<p>Diagram 1</p>
	20	≤100	-30 to +85	IP 67	CPB	PA 12	N/A	YE	KB 3T-*	1	
	20	≤100	-25 to +70	IP 67	CPB	PA 12	N/A	YE	KB 3T-*	1	
20-250 VAC 10-300 VDC	20	≤100	-25 to +70	IP 67	TC	TC	N/A	YE	KB 3T-*	1	
	20	≤100	-25 to +70	IP 67	TC	WG	N/A	YE	KB 3T-*	1	
	20	≤100	-25 to +70	IP 67	TC	TC	N/A	YE	KB 3T-*	1	
	20	≤100	-30 to +85	IP 67	TC	TC	N/A	YE	KB 3T-*	1	
	20	≤100	-25 to +70	IP 67	TC	TC	N/A	YE	KB 3T-*	1	
	20	≤100	-25 to +70	IP 67	TC	TC	N/A	YE	KB 3T-*	1	
20-250 VAC 10-300 VDC	20	≤100	-25 to +70	IP 67	TC	TC	N/A	YE	KB 3T-*	1	
20-250 VAC 10-300 VDC	20	≤100	-25 to +70	IP 67	CPB	PA 12	N/A	YE	KB 3T-*	1	
	20	≤100	-25 to +70	IP 67	CPB	PA 12	N/A	YE	KB 3T-*	1	
	20	≤100	-30 to +85	IP 67	CPB	PA 12	N/A	YE	KB 3T-*	1	
20-250 VAC 10-300 VDC	20	≤100	-25 to +70	IP 67	CPB	PA 12	N/A	YE	KB 3T-*	1	
20-250 VAC 10-300 VDC	20	≤100	-25 to +70	IP 67	TC	PA 12	N/A	YE	KB 3T-*	1	
	20	≤100	-25 to +70	IP 67	TC	PA 12	N/A	YE	KB 3T-*	1	
	20	≤100	-25 to +70	IP 67	TC	WG	N/A	YE	KB 3T-*	1	
	20	≤100	-25 to +70	IP 67	TC	WG	N/A	YE	KB 3T-*	1	
	20	≤100	-30 to +85	IP 67	TC	PA 12	N/A	YE	KB 3T-*	1	

Barrels

* Length in meters.

For material descriptions see page M36.